

Financial Highlights

財務摘要



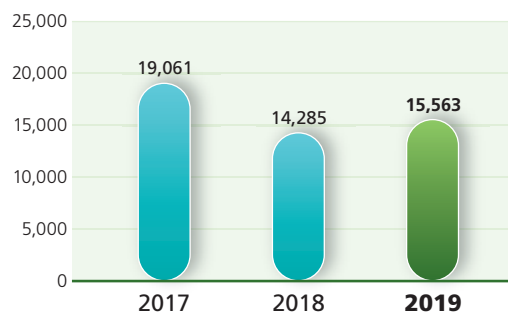
截至十二月三十一日止年度
For the year ended 31 December

		2019 US\$'000 千美元	2018 US\$'000 千美元	Difference 差異
Revenue	收益	357,857	356,772	0.3%
Gross profit	毛利	66,565	67,498	(1.4%)
Profit for the year	本年度溢利	15,585	17,394	(10.4%)
Profit attributable to owners	擁有人應佔溢利	15,563	14,285	8.9%
Basic earnings per share	每股基本盈利	1.02 US cents 美仙	0.94 US cents 美仙	
Diluted earnings per share	每股攤薄盈利	1.02 US cents 美仙	0.94 US cents 美仙	
Final dividend proposed per share	擬派每股末期股息	0.214 US cents 美仙	0.265 US cents 美仙	
Total dividends paid and proposed per share	已付及擬派每股股息總額	0.614 US cents 美仙	0.563 US cents 美仙	

PROFIT ATTRIBUTABLE TO OWNERS

擁有人應佔溢利

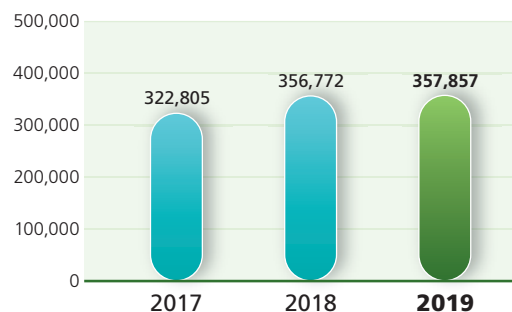
in US\$'000 千美元



REVENUE

收益

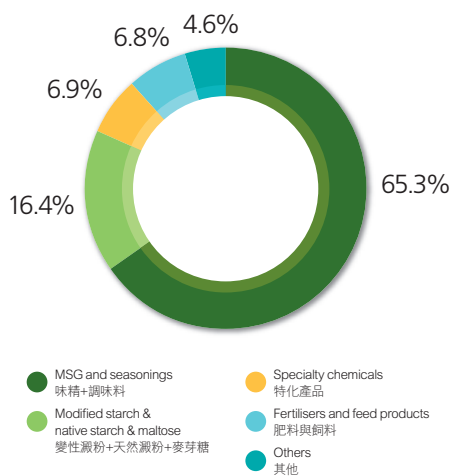
in US\$'000 千美元



REVENUE BY PRODUCTS

按產品分類之收益

12 months ended 31 Dec 2019
截至二零一九年十二月三十一日止十二個月



REVENUE BY GEOGRAPHIC LOCATION

按地區分類之收益

12 months ended 31 Dec 2019
截至二零一九年十二月三十一日止十二個月

